

A colorful graphic for 'Summer Holiday Homework'. The word 'Summer' is in a bubbly, yellow font with a green leaf on the 'S'. 'Holiday' is in a similar font with a yellow sun and a green sailboat. Below it, 'Homework' is written in a white, blocky font with a black outline, set against a yellow background that looks like a pencil. The entire graphic is framed by a decorative border of small, colorful balloons.

Summer Holiday Homework

GRADE 5

Dear students,

It's time for Summer Vacation and fun filled activities'. Exciting time is here again! Holidays are about to begin!

There is no doubt that vacations are the most appropriate time for you to refresh and rejuvenate to showcase your performance more enthusiastically. You have ample energy which needs to be channelized in the right direction to get the best from you. Keeping this in mind the holiday homework has been designed to make you more observant, confident and to enhance your learning throughout the summer vacation.

Here is an “ACTIVITY TREASURE BOX” for you .All the best and have FUN!

**When the school reopens bring back your TREASURE,
To go through it will be our PLEASURE!**

General Instructions:

- *Parents are requested to only guide their children while doing the assignments*
- *All the works should be handwritten and done neatly and independently.*



Don your thinking cap, wear your magic mantle to put forth your creative side. Have fun and frolic, build up your learning activities as a treasure.

Choose any one activity from the menu.

Pretend you have met someone who has recently moved to the UAE. Describe our weather and climate, the dos and don'ts of how to prepare for various types of bad weather, and the causes and the effects of different types of weather and climate in the form of dialogues.

Imagine that you have to describe a kind of weather to someone who has never experienced it before—for example, a snowstorm to someone who lives on the equator. You can list some phrase-starters such as the following: It looks like.... It sounds like.... It makes you think of.... It makes you feel.... Then "paint a picture" with words, so that someone

Imagine that you are a raindrop who's making a long journey from the clouds to the earth below. Write a story about your adventures. Where do you first land? What happens to you? Where do you finally end up? Use strong verbs and adjectives to describe what you see, hear, feel, and experience.

<i>Skills to be assessed</i>	<i>Evaluation</i>
Grammar Writing	Quality of writing - 3 marks Creativity - 3 marks Presentation - 2 marks Timely submission - 2 marks



SCIENCE HOLIDAY ASSIGNMENT

Topic-Weather and climate

*Find out the temperature in different Emirates of UAE for the month of July.

*Locate the places that are cool, warm, humid and hot on the map of UAE.

*Collect the information regarding the changes in the environment(global warming) and present it in the class through PPT/Poster.

Or

Collect the information about the climate of four extreme parts of India (North, South, East and West) and compare it with the climate of UAE. Present your information through PPT/poster.

Submission date on September 10th 2020



INTEGRATED PROJECT: *In accordance with the guidelines of CBSE we are incorporating integrated project based learning wherein students will prepare project based on a theme – Weather and Climate*

TOPIC – *Design a Booklet on Weather and Climate*

OBJECTIVE:

Develop hands-on activities and real-world opportunities for students to apply their math skills.

IMPLEMENTATION:

Booklet on weather and climate and its effect:

- Importance of weather and climate
- Weather and climate around the world (any 5 countries)

(Example: Effect of cloud seeding on climate of UAE)

- Natural calamities in year 2020
- Facts and figures related to natural calamities
- Suggest solution to reduce the calamities

Weather Graphs

Track the weather in your area over a two-week period. Use bar graphs and line graphs to illustrate the results of your study in a colorful way!

- ✓ **Watch weather reports on television or the Internet at home. Write down the unique vocabulary used by meteorologists.**
- ✓ **Research the definitions of each term for use during this study.**

RUBRICS

- Creativity - 1 ½ Marks
- Presentation - 1 ½ Marks
- Originality - 1 ½ Marks ,
- Timely submission - ½ Marks

Guidelines

- Design the cover page.
- Research work must be handwritten on A4 size paper.
- Your work should be attractive and colorful with related pictures.

SOCIAL

Every student has to compulsorily undertake a project on the following **TOPIC** : WEATHER AND CLIMATE ,the Project Report should be handwritten by the students themselves with appropriate pictures with caption.

PROJECT WORK

TOPIC : WEATHER AND CLIMATE

On the climatic regions of the world create a booklet /collage with appropriate information.

The project has been carefully designed so as to –

- a) Create awareness in learners
- b) Enable them to understand and co-relate all aspects of selected topic
- c) Relate theory with practice
- d) Relation of different aspects with life
- e) Provide hands on experience

Submission date : 8/ 1/2020

RUBRICS

PROJECT LAYOUT -2 MARKS

MODULE CONTENT- 3 MARKS


PROCESS OF PROJECT COMPLETION:
INITIATIVE, PARTICIPATION AND
PUNCTUALITY-2

CREATIVITY AND PRESENTATION-3

Web Links:

[Continent Facts](#) | [The 7 Continents of the World](#) | [Fun Facts for 7 Continents Of The World](#) | [Facts For Kids](#) | [DK Find Out](#)
www.dkfindout.com › [earth](#) › [continents](#)

HINDI HOME WORK

Topic	Activities	Skills Enhanced															
<p>ऋतु</p>  <p>वर्षा आई ! वर्षा आई !</p> <p>उमड़ घुमड़ कर आते बादल गरज बरस कर आते बादल काले काले भूरे पीले कितना हमें डराते बादल धम धम कर आते बादल ओले बरसाते</p> <p>Like wise plan your work (It's a sample)</p>	<p>Activity-1: अपने घर की बेकार सामग्री के साथ अपने पसंदीदा ऋतु का एक दृश्य बनाएं तथा एक पैराग्राफ, कविता, कॉमिक स्ट्रिप की रचना करें। (Written Skill)(ग्रीष्म ऋतु Summer Season, शीतकाल Winter Season, वर्षा ऋतु Rainy Season, बसंत ऋतु Spring Season , शरद ऋतु Spring Season, पतझड़ ऋतु Autumn Season</p> <p>The child will choose a season of his/her choice and collect information related to it and present the same in the Hindi notebook in the form of a paragraph, poem , comic strip.</p> <p>(in Hindi)</p> <p>Activity-2: A.Create an Advertisement in Hindi on the topic visit to a hill station in my favourite season in Hindion a A 4 size paper and attach it in your Hindi notebook.विषय :मेरे पसंदीदा मौसम मेंहिल स्टेशन की यात्रापरएक विज्ञापन की रचना करें। ए 4 साइज़ के पेपर पर विज्ञापन की रचना करें तथाइसे अपनी हिंदी नोटबुक में संलग्न करें Or Bग्लोबल वार्मिंग की एक तस्वीर बनाओ और एक नाराहिंदी में लिखो / Draw a picture on global warming and write a slogan in hindi/ (Written Skill)</p> <p>Activity 3 : Create a picture booklet on ‘ Seasons ’ label it in Hindi and speak about the seasons or Narrate a story or incident link it to any one seasons (Spoken Skills)</p> <p>Rubrics</p> <table><tr><th>Drawing</th><th>use of waste material</th><th>Presentation A 4 size paper</th><th>Connectivity to the topic</th><th>v</th></tr><tr><td>5</td><td>5</td><td>10</td><td>5</td><td>5</td></tr><tr><td></td><td></td><td></td><td></td><td></td></tr></table> <p>Instructions:</p> <p>a) On an A-4 size sheet write a paragraph, poemor comic strip related to ‘My favourite Season’ . Draw or paste pictures along with it.</p> <p>b) Take another sheet and make an attractive Advertisement on your favourite Season topic: A visit to my favourite Season</p> <p>c) Create a picture booklet on Seasons and label it in Hindi and speak (audio/ video)</p> <p>SUBMISSION ON 10 TH SEPTEMBER</p>	Drawing	use of waste material	Presentation A 4 size paper	Connectivity to the topic	v	5	5	10	5	5						<p>❖ Observati on</p> <p>❖ Visualize and express</p> <p>❖ Imaginatio n</p> <p>❖ Self-Awareness</p> <p>❖ Usage of vocabulary</p> <p>❖ Art Integratio n</p>
Drawing	use of waste material	Presentation A 4 size paper	Connectivity to the topic	v													
5	5	10	5	5													

Land Forms

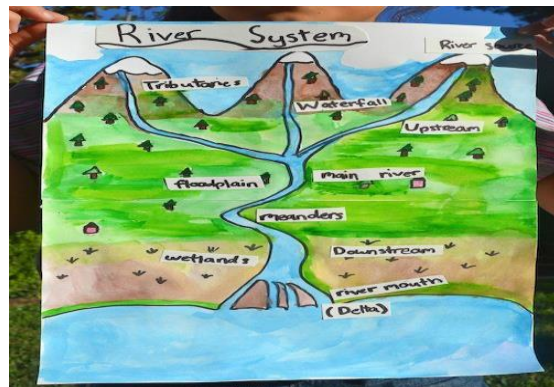
Sample

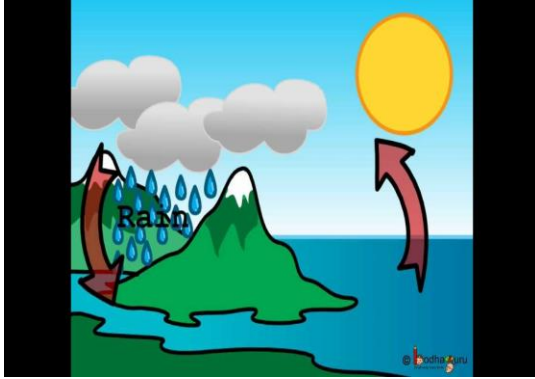
(Just a
sample
children)

Activity-1:



Label in Hindi (Sample work only)





Useful Links

- 1 <https://www.youtube.com/watch?v=DobrRgD5aOU> spring songs
- 2 <https://www.youtube.com/watch?v=IC7IbkcsVdk&t=75s> Hindi moral stories
- 3 <https://www.youtube.com/watch?v=DH-gLRBbtuU> Hindi stories with moral values
- 4 <https://www.youtube.com/watch?v=nEcUOyXKiPo> Hindi & English proverbs
- 5 <https://www.youtube.com/watch?v=80wEttfQAmY> Kitchen related Hindi and English



Sample slogan on global warming


SUBMISSION ON 10 TH SEPTEMBER

MALAYALAM

തന്നുപ്പ് കാലമാണോ,ചൂട് കാലമാണോ നിങ്ങളു്ക് കൂടുതല് ഇഷ്ടം.ഈ രണ്ട് സമയങ്ങളിലു് നിങ്ങളു് പഠോയിടുളള ഏതു് സ്ഥലമാണു് നിങ്ങളു്ക് പരിയപ്പടെടതു് .അതിനു്റെ ഫോട്ടോയു് ഇഷ്ടപടൊനുളള കാര്യവും എഴുതുക

ARABIC

اكتب تقريراً عن أشهر الرياضات في دولة الإمارات المتحدة مستعيناً ببعض الصور In no more than 150 words, write an article about most popular sports in the UAE. You may use figures or photos in your article.



IMPLEMENTATION:

Booklet or PPT on Islam and Climate change mentioned in the Holy Quran

- Introduction
- Surah name in which it is mentioned and sticks the picture of it.
- Write related Hadeeth.

IMPLEMENTATION:

Booklet or PPT on Islam and Climate change mentioned in the Holy Quran

- Introduction
- Surah name in which it is mentioned and sticks the picture of it.
- Write related Hadeeth.

RUBRICS

- Creativity - 3 Marks
- Presentation - 3 Marks
- Originality - 2 Marks
- Timely submission – 2 Marks

Guidelines

- Design the cover page.
- Research work must be handwritten on A4 size paper.
- Your work should be attractive and colorful with related pictures.