

## LEARNING TRAILS (DISTANCE LEARNING)

Grade: 7


Date: 20<sup>th</sup> to 24<sup>th</sup> September, 2020






| Subjects  | Learning Outcomes  | Teaching learning activities<br>(Choose from the list)   | ASSIGNMENTS AND ASSESSMENTS  |
|---|--|--|--|
| <b>Arabic Language _ Arabs</b><br><br>UNIT: الأولى<br><br>LESSON: نحو - علامات إعراب الاسم الأصلية والفرعية | أن يذكر الطالب علامات إعراب الاسم الأصلية<br><br>أن يعدد العلامات الفرعية لإعراب الاسم<br><br>أن يميز بين العلامات الأصلية والفرعية لإعراب الاسم | الحوار والمناقشة<br>عرض مقطع مرئي<br>بوربوينت<br>الكتاب المدرسي<br>الاستماع والتحدث<br>طرح الأسئلة | حل ورقة العمل + أسئلة الكتاب<br>مراجعة البوربوينت  |
| <b>Arabic Language_ General</b><br><br>UNIT: الأولى<br><br>LESSON: أساعد أمي                                | أن يتعرف الطالب المفردات الجديدة<br>أن يذكر قيمة مساعدة الأم<br>ان يكتب عن بر الوالدين<br>أن يقرأ الفقرة قراء جهرية صحيحة موضحا الفكرة الرئيسة   | لحوار والمناقشة<br>عرض مقطع مرئي<br>بوربوينت<br>الكتاب المدرسي<br>الاستماع والتحدث<br>طرح الأسئلة  | حل ورقة العمل + أسئلة الكتاب<br>مراجعة البوربوينت  |
| <b>Islamic Studies_ Arabs</b><br><br>UNIT: 1<br><br>LESSON: المستطلون في ظل الرحمن                          | تسميع الحديث الشريف بلغة صحيحة<br>يستنتج أثر التقوى في حياة الفرد والمجتمع   | الحوار والمناقشة<br>المراجعة<br>طرح الأسئلة<br>الاستماع والتحدث<br>التلاوة<br>فيديو<br>البوربوينت  | حفظ الحديث الشريف<br>حفظ معانى الكلمات الجديدة<br>مراجعة البوربوينت<br>حل ورقة عمل التغذية |
| <b>Islamic Studies – English</b>  | Read and Learn the Hadith with meaning<br>Infer the effect of  | ✓Acquisition (, Watch, Learn)<br>✓Learning from  | Online quiz  |



|   |  |  |   |
|---|--|--|---|
| <p>UNIT: 1</p> <p>LESSON: Seven Under the Shade of Allah SWT</p>  | <p>fearing Allah in the life of individual and society</p>   | <p>Practice</p> <ul style="list-style-type: none"> <li>✓ Learning from discussion</li> <li>✓ Learning from real life connection/ subject integration/ MEP integration</li> <li>✓ Power point video embedded</li> <li>✓ Live Teaching</li> <li>✓ Task sheets for practice</li> <li>✓ Discussion tool</li> </ul>         | <p>Discussion</p> <p>Daily life</p> <p>PPT</p> <p>Video</p>   |
| <p><b>English Language</b></p> <p>UNIT: I</p> <p>LESSON:</p> <p>Grammar: Pronouns</p> <p>a. Personal pronouns</p> | <p>Define pronouns. .1</p> <p>Discuss the uses of pronouns. .2</p> <p>Define personal Pronouns .3</p> <p>Discuss about the different kinds .4 of Personal Pronouns</p> <p>Write the correct pronoun to be .5 used in the sentence based on number and gender.</p>  | <p>Learning from discussion</p> <p>Learning from real life situation/Subject integration</p> <p>Power Point Presentation</p> <p>Task Sheets</p>  | <p>Online Quiz</p> <p>Power Point Presentations</p> <p>Discussion</p> <p>Daily Life Situation</p> <p>Textbook Exercises</p> <p>Task Sheets</p>  |
| <p><b>Math</b></p> <p>UNIT: 2</p> <p>LESSON: Multiplication and division of whole numbers.</p>                    | <p><b>To multiplying the whole numbers</b></p> <p><b>To multiplying whole numbers by a power of 10</b></p> <ul style="list-style-type: none"> <li>☐ Multiplying whole numbers by long multiplication</li> <li>☐ Use rounding to estimate products</li> <li>☐ Solve application problems using multiplication [Area]</li> </ul> <p><b>To divide whole numbers</b></p> <ul style="list-style-type: none"> <li>☐ Division by long division</li> <li>☐ Divide whole numbers by a power of 10</li> <li>☐ Recognize that division by 0 is not defined</li> </ul> | <ul style="list-style-type: none"> <li>• Acquisition (Read, Watch, Learn) Learning from enquiry (Research Based Learning)</li> <li>• Learning from Practice</li> <li>• Learning from discussion</li> <li>• Learning from collaboration · Programming / Researching Skills / Problem Solving</li> <li>• Quiz</li> </ul> | <p>Solve even number questions from text book exercise</p> <p>Live teaching</p> <p>PPT</p> <p>Task sheets for Practice-Microsoft teams</p> <p>Online quiz</p> <p>Discussion tool</p> <p>Feed back</p> <p>Assignment and grading</p> |

|   | <p style="text-align: center;"><b>To solve application problems using division</b><br/> <b>To simplifying problems with mixed operations</b></p>   |  |  |
|---|--|--|--|
| <p><b>Physics</b></p> <p>UNIT: 5 –Forces and their effect</p> <p>LESSON: Investigating Hooke’s Law</p> <p>-Understanding friction</p>             | <ul style="list-style-type: none"> <li>Investigate the effects of applied forces on springs.</li> <li>Generate data to produce a graph and analyse outcomes.</li> <li>Identify the force of friction between two objects.</li> <li>Describe the effects of friction.</li> <li>Understand that friction acts in the opposite direction to the direction of movement.</li> </ul> | <ul style="list-style-type: none"> <li>✓Acquisition (, Watch, Learn)</li> <li>✓Learning from Practice</li> <li>✓Learning from discussion</li> <li>✓Learning from real life connection/ subject integration/ MEP integration</li> <li>✓Power point video embedded</li> <li>✓Live Teaching</li> <li>✓Task sheets for practice</li> <li>✓Discussion tool</li> </ul> | <p>Online Quiz(Ms forms)</p> <p>Power Point Presentations</p> <p>Discussion</p> <p>Daily Life Situation</p> <p>Textbook Exercises</p> <p>Task Sheets</p> |
| <p><b>Chemistry</b></p> <p>UNIT: 3</p> <p>LESSON: Understanding water</p> <p>Dissolving</p>   | <p><b>Recognize the importance and different sources of water</b></p> <p><b>Explain the differences between types of water</b></p> <p><b>Explain the terms solvent solute solution and soluble.</b></p> <p><b>Identify the factors that affect dissolving</b></p>  | <p>Learning from Practice</p> <ul style="list-style-type: none"> <li>✓Learning from discussion</li> <li>✓Learning from real life connection/ subject integration/ MEP integration</li> <li>✓Power point video embedded</li> <li>✓Live Teaching</li> </ul>  | <p>MS Forms</p> <p>Assignment</p> <p>Quiz</p>  |
| <p><b>Biology</b></p> <p>UNIT: 1_Cells – the Building Blocks of Life</p> <p>LESSON: 1.7 Understanding organisation in multicellular organisms</p> | <p><b>Learning objectives</b></p> <ul style="list-style-type: none"> <li>Define the terms tissues, organs and organ systems.</li> <li>Explain the organisational structure in multicellular organisms.</li> </ul>  | <ul style="list-style-type: none"> <li>Acquisition (Read, Watch, Learn)</li> <li>Learning from enquiry (Research Based Learning)</li> <li>Learning from Practice</li> <li>Learning from discussion</li> <li>Learning from collaboration</li> <li>Programming / Researching</li> </ul>  | <p>MS Forms</p> <p>Assignment</p> <p>Quiz</p>  |

|  |   | Skills / Problem Solving  |   |
|--|---|---|---|
| <p><b>Social Studies</b></p> <p>UNIT: Industrial Revolution<br/>Factory System</p> <p>LESSON: Factory System</p>                     | <p><b>Learning objectives:</b></p> <ul style="list-style-type: none"> <li>To describe what the factory system was and to judge whether factories were a change for the better or worse.</li> <li>To analyze and explain how a variety of key factors affected the lives of people.</li> <li>To know how the factories created towns and cities</li> </ul> | <ul style="list-style-type: none"> <li>Quiz</li> </ul>  | <p>Live teaching</p> <p>Edpuzzle</p> <p>Audio-video embedded</p> <p>Power point presentation</p> <p>Task sheets for Practice-Microsoft teams</p> <p>Online quiz</p> <p>Discussion tool</p> <p>Feed back</p> <p>Assignment and grading</p> |
| <p><b>Informaion &amp; Communication Technology(ICT)</b></p> <p>UNIT: Network and Communications</p> <p>LESSON: Types of Network</p> | <p><b>Explain different types of network.</b></p> <p><b>Evaluate Client-Server and Peer-Peer architecture</b></p>   | <ul style="list-style-type: none"> <li>Acquisition (Read, Watch, Learn)</li> <li>Learning from enquiry (Research Based Learning)</li> <li>Learning from Practice</li> <li>Learning from discussion</li> <li>Learning from collaboration · Programming / Researching Skills / Problem Solving</li> <li>Quiz</li> </ul> | <p>Live teaching</p> <p>PPT</p> <p>Task sheets for Practice-Microsoft teams</p> <p>Online quiz</p> <p>Discussion tool</p> <p>Feed back</p> <p>Assignment and grading</p>  |
| <p><b>UAE Studies_ Arabic</b></p> <p>UNIT:</p> <p>LESSON:</p>  | <p>درس الموقع الجغرافي وأهميته ( شبه الجزيرة العربية )</p>  | <ul style="list-style-type: none"> <li>الحوار والمناقشة</li> <li>المراجعة</li> <li>طرح الأسئلة</li> <li>تحديد دول شبه الجزيرة العربية على الخريطة</li> <li>فيديو</li> <li>اليوتيوب</li> </ul>   | <p>يتعرف على أهمية شبه الجزيرة العربية</p> <p>يميز بين الأهمية الدينية والاقتصادية</p> <p>يذكر أقدس الأماكن الدينية في شبه الجزيرة العربية</p>  |
| <p><b>UAE Studies – English</b></p> <p>UNIT: 2</p>   | <p>Students should learn about Ancient China by examining Engineering and metal technology of Ancient China and the building of the Grand</p>   | <ul style="list-style-type: none"> <li>Acquisition (Read, Watch, Learn)</li> <li>Learning from enquiry (Research</li> </ul>   | <p>Live teaching</p> <p>Edpuzzle</p> <p>Audio-video embedded</p> <p>Power point presentation</p>  |

|  <p>LESSON: Engineering and Civilization in Ancient China</p> |    <p>Canal.<br/>Key Vocabulary:</p> <ul style="list-style-type: none"> <li>• Metal technology</li> <li>• Bronze casing</li> <li>• Shang Dynasty</li> <li>• Man Dynasty</li> <li>• Ancient China, Grand Canal</li> <li>• The Great Wall of China</li> <li>• Terracotta(clay)</li> <li>• Confucius</li> <li>• The Analects</li> </ul> |  <p>Based Learning</p> <ul style="list-style-type: none"> <li>• Learning from Practice</li> <li>• Learning from discussion</li> <li>• Learning from collaboration</li> <li>• Programming / Researching Skills / Problem Solving</li> <li>• Quiz</li> </ul> | <p>Task sheets for Practice-</p> <p>Microsoft teams</p> <p>Online quiz</p> <p>Discussion tool</p> <p>Feed back</p> <p>Assignment and grading</p>        |
|---|--|---|---|
| <p><b>French</b></p> <p>UNIT:1</p> <p>LESSON: En Ville</p>  | <p><b>Les eleves apprendront a faire la onjugaison des verbes reguliers au present de l'indicatif</b></p> <p><b>Verbe du 1er groupe- er</b></p> <p><b>Verbe du 2eme groupe ir</b></p> <p><b>Verbe du 3em groupe re</b></p> <p><b>seront capables de Ils les utiliser dans les phrases et dans la vie quotidienne</b></p>   | <p>-Ecouter, regarder, lire et repondre aux questions</p> <p>-Apprendre a partir des videos et des PPT</p> <p>-Apprendre par la pratique</p> <p>-Apprendre par la connexion a la vie réelle</p>   | <ul style="list-style-type: none"> <li>•Interrogation</li> <li>•Devoir</li> <li>•Participation en classe</li> <li>•Affectation et Classement</li> </ul> |
| <p><b>Urdu</b></p> <p>UNIT: Directed Writing Paper1 Q:1</p> <p>LESSON: Composition.</p>   | <p><b>The students should be able to write an essay without any problems on the given topic within the word limit</b></p>  | <p><b>Students will write an article completely relevant to the topic</b></p>   | <p>Live teaching</p> <p>PPT</p> <p>Learning from discussion</p> <p>Assignments</p>  |
| <p><b>Pak Studies</b></p> <p>UNIT: EOP</p> <p>Natural Topography</p> <p>LESSON: 1</p>   | <p><b>The Natural Topography: of The main features Northern Mountains</b></p>  | <p>PPT and students will make the table in their note books</p>   | <p>Live teaching</p> <p>PPT</p> <p>Quiz</p>   |

Class Teacher: \_\_\_\_\_



ENGLISH GARDEN  
NURSERY



## AL AIN JUNIORS SCHOOL