

Grade-1

Summer Vacation Assignment

Hello kids,

It's time for an exciting summer cool break!!

*Along with doing all your heart's desire, there is a lot more you
can do to make your vacation more interesting, meaningful,
and full of fun.*

*We hope your homework and activities will be well managed
and presented.*

Keep in mind the following points while doing your homework.

- 1. All the work should be done very neatly.*
- 2. All projects will be graded.*
- 3. Parents are requested to just guide the children to
complete the task on their own.*

**YOUR ASSIGNMENT THEME IS
ISLAND SAFARI: JOURNEYING THROUGH
ANDAMAN & NICOBAR ISLAND**





Instructions:

The entire summer vacation assignment is specially designed to integrate art in various subjects.

- The class has been divided into groups for subject wise Art Integrated Projects.
- Each group will attempt the art integrated project of the assigned subject only.

Note:

- It is mandatory for the students to complete the art integrated project of the assigned subject.
- If interested, the students can attempt any other subject-project as well along with the assigned subject.



The section wise groups are as follows:


Grade 1A

English	Math	Science	Social	Hindi	Arabic	Islamic
MOHAMMED MIZAN	SALMAN AHMED SHABUDEEN	HAMDAN NAVEED AHMED	VEDANSH VEDANSH	AARYAN VEDANT POTDAR	ILAN DAAI	AL SAQIB DILAVAR ALI
SHREYA SARTHI	ZAIN AHMED	RANVITHA PRIYA MALLAPUREDDY	ETHAN JOBI GEORGE	AABIDULLAH ABDUL RAZACK	ORION WARREN SERRAO	INAAYA ALI
AARAV SARAVANAN	SHAIKH HAMDAN	AYRA MUSTHAFA	KAYRA SINGH	MICHELLE MARGARET DCUNHA	SYED ABDULHAQ AFNAN	ABDUL MUHAIMIN
JENIT THERES AJI	MANAL MUNEEB	SANA ARAKKAL VEEDU	ADHIRAYAN ARUNKUMAR RATHIKA	ANUSHKA AMITKUMAR BHATIA	HANNAH PRAVEEN FERNANDEZ	MUJTABA UDDIN KHAJA
MALIHA FATIMA	MALIHA JAHAFAR					

Grade 1B

English	Math	Science	Social	French	Arabic	Islamic
MARIAM MOHAMMED	KEVIN JOEL RANJITHKUMAR	HESSA FATHIMA PONNERY	VIVAN SUMESH	HENOK PAUL ANTONY	AYAAN ABDULLAH ASHFAQ	MOHAMMED NASHWAN
BERNICIA LEENUS	JACQUEZ JOSE JIMMY	ISHA RAHMA	SHASTHIKA RAJAKUMAR	ABDUL AHAD AZMAT	RISHAN MOHAMMED PONNERY	RASHID MUHAMMAD KHAN
FAJR SAMEER	VISHAKAN SAKTHIDASAN	JEROME TIJO	AYESHA IMRAN	ZARIYA KHALID	RON BINOY THOMAS	MUHAMMAD MAAZIM
		AMAY ALANKRIT SALISH	ZAYAN PONNERY	SYEDA PARIZA FATIMA		MARIAM ABDUL REHMAN
				ANFA ARSALAN		

Grade 1C



<i>English</i>	<i>Math</i>	<i>Science</i>	<i>Social</i>	<i>Malayalam</i>	<i>Arabic</i>	<i>Islamic</i>
HAZEL ELZA BINU	MONICA MARIA DADINE	ALEX VARGHESE	MUHAMMED IYAN HAADI	RITHUL RENJITH KRISHNAN	NUHA SHIBIN	ARRIF
SOPHIA MARIAM JACOB	SHRINDA RISHI	EZEL MUHAMMED	TANYA RACHEL GEORGE	JACETOM RENGITH	ZIRWA RAEES	ADAM SEIFUDDIN
NUAIM BIN SALAH	RYAN MATHEW JIJO	EVELYN ELDHOSE	ALEN SHIJU GEORGE	AYAAN ALI NOUSHAD	GAUTAM SANKAR SANTHOSH	AMINA FAIHA
MOHAMMED ALI HUSSAIN SHAJEE	AARIFA	HANNAH MARIAM LIJO	SHIZA ZAINA NOUFEL	AYAN NASWEEF VELLARIYIL	RAAID ABDUL RAZIQA	HAMDAN SIDDIQUE AHAMED
				ANNA ROSE WILSON P		



THEME:

MAKE MY TRIP TO ANDAMAN AND NICOBAR ISLANDS

In this summer, we are going to explore the enchanting Andaman and Nicobar Islands situated in the Bay of Bengal. Let's plunge into the untouched beauty of the coral reefs, crystal clear water, vibrant marine life and lush green landscape!

Keyword: Island

An island is a body of land surrounded by water.



Imagine that you are a travel guide!

Choose any one of the following activities.

Activity 1: Brochure

Being a travel guide of the Andaman and Nicobar Islands, you can welcome the tourists with an attractive brochure.


Design a travel brochure on Andaman and Nicobar Islands. (Use A4 size paper)

Activity 2: Role Play

Play the role of a travel guide! Welcome your customers with explicit details and major attractions of Andaman and Nicobar Islands!

Note: It would be greatly appreciated if you could handle both tasks and do the presentation as the travel guide with the brochure.

The presentation will be during the English class on September 4, 2023.



*** You can use the following links for guidance, but make sure that you add your own creative ideas**

<https://www.youtube.com/watch?v=j3aZYIOWI9E>

<https://www.youtube.com/watch?v=nV-QTiu-mIE>

**Date of Submission
04- 09- 2023**

Evaluation Criteria

**Content- 3 points
Creativity- 3 points
Presentation - 3 points
Timely Submission- 1 point**



Mathematics:

To make your trip to Andaman and Nicobar Islands and to enjoy your stay there you will need money to meet different expenses like food, travel, stay etc.....

- Create a Currency scrap book. Research and find out which currency is used in Andaman & Nicobar Islands to buy things.

Step1: Label the cover page of the scrap book as

My Math Scrap Book
About Currency of Andaman & Nicobar Islands & UAE

Step 2: Name the currency of Andaman & Nicobar Islands & UAE on the first page of the scrap book as shown below:

Currency used in Andaman & Nicobar Islands:

Currency used in UAE: _____

Step 3: Include pages by sticking pictures of currency notes and coins of different values used in Andaman & Nicobar Islands along with pictures of UAE currency notes and coins.

Step 4: Compare the currency of UAE and Andaman & Nicobar Islands and write the value of 1 dirham in Andaman & Nicobar Islands' currency in the scrap book on the last page as shown below:

1 dirham = _____

Indian 20 Rupees Old Note:

Have you ever noticed the image behind the Indian 20 Rupees old note?



Take a look at the beautiful picture and research and find out whether it depicts real or some fantastic location?

Include this information as well on the last page of your scrapbook.

Be Creative in your work!

Date of submission:

04-09-2023

Rubrics:

Neatness: ____/2

Punctuality: ____/2

Creativity: ____/3

Presentation: ____/3

Sample Work:

For your reference








HOLIDAY ASSIGNMENT




134807530



Imagine you are on an exciting island safari adventure in the Andaman and Nicobar Island! Get ready to explore plants and animals that live there.

Task 1-Animal Exploration


Choose one animal found in Andaman and Nicobar islands. Stick the picture of the animal and write its name. Describe two special features of it. For example does it have fur, feather? Can it swim, fly or walk?





Task 2- Plant Exploration

Select a picture of a plant found on the islands. Stick the picture of a plant. Explain how the plant you chose is different from the other plants. Does it have big leaves colorful flowers or thorns?



RUBRICS

ACCURACY -5

CREATIVITY-2.5

NEATNESS-1.5

SUBMISSION

DATE:

6/09/2023

NOTE: Kindly prepare the innovative model for the upcoming Science exhibition after completing your holiday assignment.

**** Science exhibition will be held in the month of September**

SOCIAL STUDIES



Choose one tourist destination in Andaman and Nicobar Island. Before travelling to that destination try to do some research about that tourist place. Based on your research complete the following information -

- (1) Name of the destination _____
- (2) Name of the island where it is located _____
- (3) Capital of the island _____
- (4) Language spoken in the island _____
- (5) Popular food items of the island _____
- (6) Ocean crossed while reaching the destination _____
- (7) Which modes of transport can be used to reach there (/Airways/Seaways)

- (8) Famous tourist spots of that destination

- (9) Why did you choose this destination? _____

**Present your assignment
with the beautiful pictures of
the destination you have
chosen for your visit.**

Creativity or collection of information-4
Marks

Presentation-3 Marks

Neatness -2 Marks

Timely submission -1 Mark

Submission Date 05-09-2023

AL Ain Juniors School



Subject	HOLIDAY ASSIGNMENT				لغة عربية	Grade & Section	1ABC
Date					Time		
Name							



1- H.W - From Arabits platform

Set letters (2-3-4-5-6-7-8-9)

Set ١٣. Tanween (التنوين)

Set ١٨. The Family (الأسرة)

2- (Use the following links to do this exercise)

<https://cutt.us/LP8WH>

<https://cutt.us/XRkkP>

<https://www.liveworksheets.com/iv563464yf>

<https://www.liveworksheets.com/pu88564ul>

<https://www.liveworksheets.com/lg896258mj> <https://cutt.us/yWaZl>

3- Spelling bee will be conducted after summer holiday during Arabic language month in the following words:-

التحية	
English	Arabic
The greeting	التحية
morning	صباح
evening	مساء
peace upon you	السلام عليكم
Peace be upon you	وعليكم السلام
How are you? (Male)	كيف حالك؟
How are you? (Female)	كيف حالك؟
Fine, alhamdulillah	بخير الحمد لله
good bye	مع السلامة
good morning	صباح الخير
good evening	مساء الخير

ألوان	
English	Arabic
Colors	ألوان
green	أخضر
red	أحمر
white	أبيض
blue	أزرق
yellow	أصفر
black	أسود

الطعام

English	Arabic
food	طعام
Water	ماء
Carrots	جزر
honey	عسل
banana	موز

Lemon	ليمون
Resturant	مطعم
kitchen	مطبخ
Wheat	قمح
Gourd	قرع
Pass	تمر
rice	رُز
Labneh	لبنة
Meat	لحم
almonds	لوز
Lemon	ليمون
In the restaurant	في المطعم
Meat	لحم
spaghetti	معكرونة
juice	عصير
salt	ملح
Water	ماء
banana	موز
mango	مانجو
Grape	عنب
Beans	فاصولياء
Strawberries	فراولة
Falafel	فلافل
Bean	فول

أيام الأسبوع	
English	Arabic
Days of the week	أيام الأسبوع
Sunday	الأحد
Monday	الاثنين
Tuesday	الثلاثاء
Wednesday	الأربعاء
Thursday	الخميس
Friday	الجمعة
Saturday	السبت

الشهور وفصول السنة	
English	Arabic
Months	الشهور
January	يناير
February	فبراير
March	مارس
April	إبريل
May	مايو
June	يونيو
July	يوليو
August	أغسطس
September	سبتمبر
October	أكتوبر
November	نوفمبر
December	ديسمبر
Four Seasons	الفصول الأربعة
summer	الصيف
winter	الشتاء
Spring	الربيع
Autumn	الخريف

الأشكال	
English	Arabic
Circle	دائرة
triangle	مثلث
Square	مربع
rectangle	مستطيل
shapes	أشكال
This is a triangle	هذا مثلث
This is a circle	هذه دائرة
This is a square	هذا مربع
These are forms	هذه اشكال

HINDI SUMMER HOLIDAY ASSIGNMENT

Instruction –

- Make a poster on different languages spoken in Andaman and Nicobar Islands.
- Do it in A4 Size sheet.
- Do the Practice of Hindi Letters (अ to अः)

বাংলা
তমি়্
गुजराती
मलयाळം
मराठी
हिन्दी
অসমীয়া
ଓଡ଼ିଆ
ತೆಲುಗು
ಕನ್ನಡ
ਪੰਜਾਬੀ

1398807603

RUBRICS:

- IDENTIFICATION – 5 Marks
- CREATIVITY – 5 Marks
- SPELLING – 5 Marks

SUBMISSION: 4TH
September , 2023

Malayalam:

ആണ്ടുമാൻ നിക്കോബാർ ജലഗദാഗതം ഏതൊക്കെ ചിത്രങ്ങൾ ശേഖരിക്കുക (A4 SIZE പേപ്പറിൽ ചെയ്യുക. അതിന്റെ പേരുകൾ മലയാളത്തിൽ എഴുതുക.

French:



AL AIN JUNIORS SCHOOL- (2023-24)

Département de la Langue Française



Tribes and Communities

Préparez un PPT sur les divers groupes tribaux et leurs modes de vie dans les îles Lakshadweep et Andaman et Nicobar.



II. Reliez Les moyens de transport :



Le bateau

Le vélo

La voiture

L'avion

Le métro

Le bus

Le train

La moto



III-C'est quelle saison :




-Choisis la bonne réponse :-

- 1- En hiver , il fait (beau - froid - chaud)
- 2- En automne , il y a (froid - du vent – beau)
- 3- En été , il fait (- froid - chaud – mauvais)
- 4- Au printemps , il fait (beau - froid - chaud)

V - Écrivez les directions selon les flèches

(à droite - Tournez à gauche - Tournez à droite – à gauche – tout droit)





Grade 1: Islamic Studies

TOPIC – Prophet Muhammad (peace be upon him) is the last and final prophet of Islam. He is highly revered by Muslims around the world for his teachings, wisdom, and exemplary character. To learn more about Prophet Muhammad, here's an assignment for you:

IMPLEMENTATION: (Any One)

Research and Writing:

- a. With the help of your parents or guardians, read a children's book or watch a child-friendly video about the life of Prophet Muhammad. Write a short paragraph or draw a picture illustrating something interesting or inspiring you learned about him.
- b. Write a simple biography of Prophet Muhammad. Include details such as his birthplace, his family, and some of the important events that took place during his life. Share this biography with your classmates or family members.

RUBRICS

- Creativity - 3 Marks
- Presentation - 3 Marks
- Originality - 2 Marks
- Timely submission – 2 Marks

Guidelines

- Design the cover page.
- Research work must be handwritten on A4 size paper.
- Your work should be attractive and colorful with related pictures.