



# ALAIN JUNIORS SCHOOL

## Grade 3- Summer Holiday Assignment 2023-2024

### THEME - FAUNA OF LAKSHADWEEP & ANDAMAN NICOBAR ISLANDS

#### LEARN SOMETHING FROM EVERYTHING”

*Dear children it's time for a fun filled and relaxing summer break.*

*However, during the long scorching summer months, whether you are travelling or at home, time must be spent meaningfully and interestingly so that you keep in touch with school work and have lots of fun. Switch on the thinking engines of your mind. Whatever you have learnt, just rewind.*



#### GENERAL INSTRUCTIONS

- The assignments should be done as per the instructions given.
- It should be neatly labelled and your name, class, and section should be mentioned clearly.
- Do all the written work as specified by the subject teacher.





## Learning Objectives:

- Explore and trace more about the culture of Andaman and Nicobar Islands.
- Develop and enhance their reading and writing skills.

Andaman and Nicobar islands is a melting pot of Indian culture. Illustrate the various aspects of culture of Andaman and Nicobar Islands using pictures and write up for the same in a scrap book.

You can choose any one aspect from the following.

- People, Language
- Clothing, Festivals
- Music, Handicrafts
- Cuisine, Flora and Fauna



### Rubrics For Evaluation

Creativity-1 mark

Grammar & Spellings- 2 marks

Presentation-1 mark

Timely Submission-1 mark

Date of Submission-10<sup>th</sup> September, 2023





## **Objective:**

The objective of this project is to integrate mathematics and art to explore the diverse fauna found in the Andaman and Nicobar Islands and Lakshadweep Islands. Students will engage in mathematical activities and create artistic representations of the animals found in these regions, thereby enhancing their understanding of both subjects.

## **Materials Needed:**

- Paper and drawing materials
- Rulers and measuring tapes
- Images or reference books on fauna from Andaman and Nicobar Islands and Lakshadweep Islands
- Internet access (for research purposes)

## **Project guidelines:**

- Choose an animal found in the Andaman and Nicobar Islands or Lakshadweep Islands.
- Research about your animal, including its habitat, diet, physical characteristics, and any mathematical aspects related to its features (e.g., measurements, patterns, or symmetry).
- Collect the measure of length, height, or wingspan of the animal.

- Record and compare the measurements of different animals in their group.
- Explore different units of measurement (e.g., centimeters, meters, feet) and conversions.
- Identify any symmetrical patterns on your animal (e.g., butterfly wings, fish scales).
- Create a visually appealing artistic representation of your animal using their chosen art medium (e.g., drawing, painting, collage).
- Present your project in the form of scrap book or booklet.

### Rubrics

Creativity -3

Neatness -3

Presentation- 2

Timely Submission-2



Submission Date:  
1.09.2023

Hello Everyone!!!



Learn the multiplication  
tables from 2 to 10.





**Learning Objective: To explore and appreciate the diverse animal species found in the Andaman and Nicobar Islands while using art as a medium to express our knowledge and creativity.**

Welcome to our art-integrated science project on the animals of the Andaman and Nicobar Islands! In this project, we will learn about the fascinating creatures that inhabit these beautiful islands through a combination of scientific research and artistic expression. Get ready for an exciting journey into the diverse and unique animal kingdom of the Andaman and Nicobar Islands!

### **Materials Needed:**

1. Art supplies (colored pencils, crayons, markers, paints, etc.)
2. A4 Size paper
3. Information sources (books, websites, videos)
4. Computer or tablet with internet access (for research)

### **Procedure:**

**Step 1: Research:** Conduct research on the animal species found in the Andaman and Nicobar Islands.

**Step 2: Animal Profile:** Choose at least three animals. Create animal profiles for each species on an A4 size paper, including their names, pictures, descriptions (physical characteristics), their diet and interesting facts.

**Step 3: Artistic Interpretation:** Create individual drawings or paintings showing the selected animal species. Use your creativity to show their unique features. You can experiment with different art styles and techniques to make your artwork more engaging.

Rubrics
Collection of information: 2 Marks
Creativity: 3 Marks
Presentation: 3 Marks
Timely Submission: 2 Marks

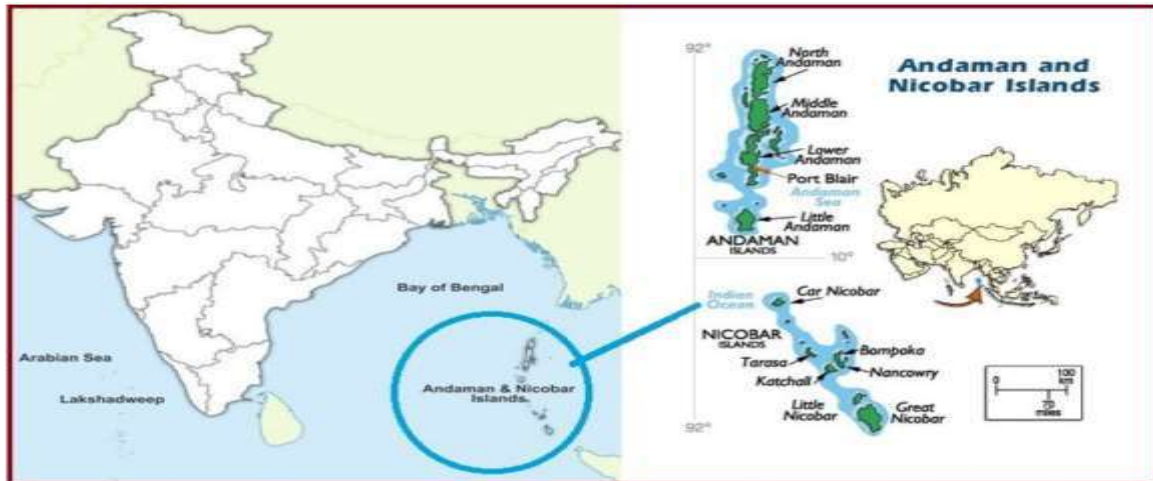


**Step 4: Presentation:** To create an attractive presentation, assemble all the artwork and present it in the form of a scrapbook. Your scrapbook must include cover page, introduction about Andaman and Nicobar Islands, research information, pictures and drawings.

**Date of submission:**  
**7.9.23**

**Note:** Kindly prepare the innovative model for the upcoming Science Exhibition after completing your holiday assignment.

**Science Exhibition will be held in the month of September 2023**



### Learning Objective:

- To collect information about National parks in the Andaman and Nicobar Islands.**

The Andaman and Nicobar Islands, located in the Bay of Bengal, are home to several National parks that are known for their rich biodiversity and unique ecosystems.

Choose any one project from the following.

1. Collect information about any four famous National Parks of Andaman and Nicobar islands. Include these points in your information:


a) Its location b) What is it famous for? c) Other important features.

Also paste pictures of flora and fauna found in these National Parks.

(Do this work on an A-4 size sheets and put it in an attractive folder)

OR

Make flash cards of any four famous National Parks of Andaman and Nicobar islands. Write information on one side and paste pictures of flora and fauna found on the other side of it.



### Rubrics For Evaluation

Creativity-1m

Collection of the information- 2m

Presentation-1m

Timely Submission-1m

Submission-10<sup>th</sup>  
September, 2023



1- From Arabits platform answer the following sets

Set no ( 17 - 20 - 22 - 22 - 22 - 57 - 58 - 59 - 60 - 16)

2. (Use the following links to do this exercise);-

<https://cutt.us/Vq3cO>

<https://www.liveworksheets.com/fj1369274bt>

[https://www.liveworksheets.com/worksheets/ar/Arabic\\_language/Reading\\_skill/Farm\\_animals\\_ff7161rl](https://www.liveworksheets.com/worksheets/ar/Arabic_language/Reading_skill/Farm_animals_ff7161rl)

<https://www.liveworksheets.com/dh2547805aq>

<https://www.liveworksheets.com/ur1543809ne>

**3. Spelling bee** will be conducted after summer holiday during Arabic language month in the following words.

الأسرة	
English	Arabic
Family	الأسرة
Father	أب
Mother	أم
Brother	أخ
sister	أخت
grandfather	جد
Grandmother	جدة
family	أسرة
house	بيت
My uncle	خالي
My aunt	خالتي
My uncle	عمي
My aunt	عمتي



## المهن والوظائف

English	Arabic
Jobs	المهن
doctor	طبيب
Carpenter	نجار
Teacher	معلم
Policeman	شرطي
Clean Worker	عامل نظافة
nurse	ممرضة
Salesman	بائع
Fisher man	صياد
Weaver	نساج

## أجزاء الجسم

English	Arabic
the body	الجسم
Leg	رجل
Ear	أذن
Back	ظهر
Nail	ظفر
Mouth	فم
Nose	أنف
hand	يد
Eye	عين
My senses	حواسي
I taste	أذوق
I smell	أشم
I touch	ألمس
I look	أنظر
I hear	أسمع

## الطعام

English	Arabic
food	طعام
Water	ماء
Carrots	جزر
honey	عسل
banana	موز

Lemon	ليمون
Resturant	مطعم
kitchen	مطبخ
Wheat	قمح
Gourd	قرع
Pass	تمر
rice	رُز
Labneh	لبنة
Meat	لحم
almonds	لوز
Lemon	ليمون
In the restaurant	في المطعم
Meat	لحم
spaghetti	معكرونة
juice	عصير
salt	ملح
Water	ماء
banana	موز
mango	مانجو
Grape	عنب
Beans	فاصولياء
Strawberries	فراولة
Falafel	فلافل
Bean	فول

### أيام الأسبوع

English	Arabic
Days of the week	أيام الأسبوع
Sunday	الأحد
Monday	الاثنين
Tuesday	الثلاثاء
Wednesday	الأربعاء
Thursday	الخميس
Friday	الجمعة
Saturday	السبت

## الشهور وفصول السنة

English	Arabic
Months	الشهور
January	يناير
February	فبراير
March	مارس
April	إبريل
May	مايو
June	يونيو
July	يوليو
August	أغسطس
September	سبتمبر
October	أكتوبر
November	نوفمبر
December	ديسمبر
Four Seasons	الفصول الأربعة
summer	الصيف
winter	الشتاء
Spring	الربيع
Autumn	الخريف



### Instruction -

- Make a poster on different animals found in Andaman and Nicobar Islands.
- Do it in A4 Size sheet. Write the names in Hindi and English





## RUBRICS:

- IDENTIFICATION – 5 Marks
- CREATIVITY – 5 Marks
- SPELLING – 5 Marks

SUBMISSION: 4<sup>TH</sup>  
September, 2023

# മലയാളം

ആണ്ഡമാന് നിക്ക്കൊബാർ ജീവികളുടെ പരേകത്വ മലയാളത്തിൽ എഴുതുക .ചിത്രങ്ങൾക്ക് ശവേരികുക .A 4പേപ്പറിൽ ചെയ്യുക .





#### RUBRICS:

- IDENTIFICATION – 5 Marks
- CREATIVITY – 5 Marks

## Tribes and Communities

Préparez un PPT sur les divers groupes tribaux et leurs modes de vie dans les îles Lakshadweep et Andaman et Nicobar.



## II. Reliez Les moyens de transport :



Le bateau

Le vélo

La voiture

L'avion

Le métro

Le bus

Le train

La moto



## I. Reliez Les moyens de transport :

### III - C'est quelle saison :



#### -Choisis la bonne réponse :-

- 1- En hiver , il fait ( beau - froid - chaud )
- 2- En automne , il y a ( froid - du vent - beau )
- 3- En été , il fait ( - froid - chaud - mauvais )
- 4- Au printemps , il fait ( beau - froid - chaud )

#### V - Écrivez les directions selon les flèches

( à droite - Tournez à gauche - Tournez à droite - à gauche - tout droit )



\_\_\_\_\_


\_\_\_\_\_

\_\_\_\_\_

\_\_\_\_\_

\_\_\_\_\_





**TOPIC** – Salah, is an essential aspect of the Islamic faith. It is a way for Muslims to connect with Allah and seek His guidance and blessings. To learn more about Salah, here's an assignment for you:

**IMPLEMENTATION: (Any One)**

a. With the help of your parents or guardians, research the importance of Salah in Islam. Write a short paragraph explaining why Muslims perform Salah and how it benefits them spiritually and personally.

b. Make a list of the five daily prayers (Fajr, Dhuhr, Asr, Maghrib, and Isha). Write down the specific times for each prayer and draw a clock to represent those times.

Art and Craft:

a. Create a visual representation of the steps involved in performing Salah. Use colored paper, markers, or craft materials to illustrate each step, from performing ablution (wudu) to the different positions in prayer (standing, bowing, prostrating). Label each step with its corresponding name.

**RUBRICS**

- Creativity - 3 Marks
- Presentation - 3 Marks
- Originality - 2 Marks
- Timely submission - 2 Marks

**Guidelines**

- Design the cover page.
- Research work must be handwritten on A4 size paper.
- Your work should be attractive and colorful with related pictures.